



# PRODUCT GUIDE



Rizhao Hongyu Electric Appliance Co., Ltd.

# CONTENTS

## 目录

<b>ABOUT US</b> .....	01		
<b>FACILITY</b> .....	02		
<b>CERTIFICATION</b> .....	02		
<b>RAILCAR PARTS CATALOG</b> .....	03		
Brake Pin .....	03	Clevis .....	09
Knuckle Pivot Pin C10 .....	03	Anchor Base, Forged .....	09
Coupler and Yoke Pin Y47 .....	03	Anchor Wedge, Stamped .....	09
Center Pin .....	04	Dogbone Lading Anchor, Forged .....	10
Draft Key .....	04	Truck Lever, Forged .....	10
Draft Key Retainer .....	04	Brake Lever .....	10
Draft Key Retainer Keeper .....	04	Dead Lever Fulcrum .....	10
Draft Key Washer .....	05	Support Jacket .....	11
Front Draft Lug .....	05	Draft Gear Carrier .....	12
Rear Draft Lug .....	05	Coupler Carrier .....	12
Draft Gear Follower Y44A .....	05	Eye, Brake Rod .....	12
Handhold, Double Bend .....	06	Flange Adapter .....	12
Handhold, Single Bend .....	06	Running Board, Diamond Hole .....	12
Handhold .....	06	Running Board, Round Hole .....	13
Handhold, Straight .....	07	Hatch Ring Assy .....	13
Uncoupler Lever .....	08	Seal Cam Bracket .....	13
Uncoupler Assy .....	08	Hose Clamp .....	14
Bracket, Casting .....	08	Handle .....	14
U-Bolt .....	08	Wheel Set .....	14
Brake Shoe Key, Forged .....	08		





## ABOUT US

Rizhao Hongyu Electric Appliance Co., Ltd. is specialized in export-oriented machinery components manufacturing. It's located in High-Tech Zone, Rizhao City, Shandong Province, China. It is approximately 10 km away from the downtown of Rizhao, 10 km away from Rizhao Sea Port, 25 km away from Rizhao Shanzhihe Airport, 150 km away from Qingdao Jiaodong Airport and it is near the Shenhai Expressway and the Rilan Expressway, enjoying access to modern transportation infrastructure (2 km to the Expressway entrance).

The Company has a total of 180 employees including 10 engineering and technical personnel, 170 skilled workers and remaining administrative staff.

It has net fixed assets of 70 million yuan, it has a plant area of 24,000 square meters and it has total building area of 16,000 square meters. Its production and processing give priority to metal fabricating, forging, stamping, machining. Its forging equipment include 4 small and medium sized friction presses with the maximum forging force of 700 tons: 2 Electric Screw Presses and 2 Hydraulic Presses. It has large-scale plate shearing machine, bending machine, large punching machine; furthermore, it has machining centers, CNC machines, milling machines and other machining equipment, totaling more than 150 sets. Therefore, it is capable in meeting the manufacturing needs of railway parts (locomotives and rail wagons) and other mechanical parts.

Founded in 2010's, the Company has a history of more than 10 years in production of railway parts. Especially in recent years, the Company has achieved rapid development in product variety and quantity. Currently its main products are Brake Pin, Brake Shoe Key, Coupler & Yoke Pin, Clevis, Draft Key and its accessories, Draft Gear Follower, Grab, Knuckle Pivot Pin, Pipe Anchor, Running Board, U Bolt, etc. totaling dozens of railway products. In combination with the development of rail transport, the Company has constantly introduced new products to meet customer needs. So far, its products have been applied in railway works throughout North America.

The Company adheres to the philosophy of "quality first, dedicated service"; and "ensuring transport safety and ensuring customer satisfaction" is the slogan and action guide of each employee. The Company has established its quality management system to strengthen quality management and production management. Manufacturing first-class products is always the target of the Company.



# FACILITY



# CERTIFICATION




# Brake Pin



Pin Diameter	Length Under Head to Center of Hole	Item No.
1-3/32"	2"	HY0001-001
	2-1/16"	HY0001-002
	2-1/8"	HY0001-003
	2-1/2"	HY0001-004
	2-7/8"	HY0001-005
	3"	HY0001-006
	3-1/2"	HY0001-007
	3-1/8"	HY0001-008
	3-1/4"	HY0001-009
	3-3/8"	HY0001-025
	3-3/4"	HY0001-010
	4"	HY0001-011
	4-1/2"	HY0001-012
	4-3/4"	HY0001-013
	5"	HY0001-014
	5-3/8"	HY0001-015
	5-1/2"	HY0001-016
	5-7/8"	HY0001-017
	6"	HY0001-018
7"	HY0001-019	
1-7/32"	3"	HY0001-020
	3-5/16"	HY0001-021
1-11/32"	3"	HY0001-022
	3-1/4"	HY0001-026
	3-1/2"	HY0001-023
	3-3/4"	HY0001-027
	4-1/2"	HY0001-024

# Knuckle Pivot Pin C10

Pin Diameter	Length Under Head to Center of Hole	Item No.
1-5/8"	12-7/8"	HY0002-001



# Coupler and Yoke Pin Y47

Pin Diameter	Length Under Head to Center of Hole	Item No.
3-1/2"	11-15/16"	HY0003-001

# Center Pin



Pin Diameter	Length	Item No.
1-3/4"	5"	HY0004-001



# Draft Key

Width	Length Under Head to Center of Hole	Item No.
6"	15-1/2"	HY0005-001
	16"	HY0005-002
	16-1/2"	HY0005-003
	17"	HY0005-004
	17-1/2"	HY0005-005
	17-3/4"	HY0005-006
	18"	HY0005-007
	18-1/2"	HY0005-008
	18-3/4"	HY0005-009
	19"	HY0005-010
	19-1/2"	HY0005-011
	19-3/4"	HY0005-012
	20"	HY0005-013

# Draft Key Retainer



Description	Item No.
Draft Key Retainer T Head with recess	HY0006-001



# Draft Key Retainer Keeper

Description	Item No.
Retainer Keeper(Lock)	HY0007-001

# Draft Key Washer



Description	Item No.
3-1/2"×8-1/16"× 1/2"(Thickness)	HY0008-001

# Front Draft Lug

Description	Item No.
Die Forging Different shape and types as per requirements	HY0009-001



# Rear Draft Lug



Description	Item No.
Die Forging Different shape and types as per requirements	HY0010-001
Die Forging Different shape and types as per requirements	HY0010-002

Description	Item No.
8-13/16"×12-1/2"×2-1/4"(Thickness)	HY0011-001



# Draft Gear Follower Y44A

# Handhold



Hole Diameter	Span	Clearance	Item No.
11/16"	18"	2-1/2"	HY0013-001
11/16"	27-1/2"	2"	HY0013-002
11/16"	66-15/16"	2-1/2"	HY0013-003
11/16"	66-3/4"	3"	HY0013-004

## Handhold Single Bend

Hole Diameter	Span	Drop	Clearance	Item No.
9/16"	17-3/4"	4-1/8"	2-3/4"	HY0012-001
9/16"	18"	3-1/4"	2-1/2"	HY0012-002
11/16"	19"	3-1/2"	2-1/2"	HY0012-003
11/16"	19"	5-1/2"	2-1/2"	HY0012-004

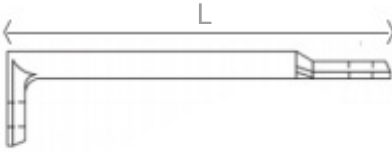



## Handhold

Hole Diameter	Span	Drop	Item No.
9/16"	11"	8-15/16"	HY0014-001
9/16"	41-1/16"	4-1/8"	HY0014-002
11/16"	50-3/4"	5-1/4"	HY0014-003

# Handhold

Hole Diameter	Span	Clearance	Item No.
9/16"	47-1/4"	3-1/2"	HY0015-001
11/16"	20"	2-1/2"	HY0015-002
11/16"	60-1/4"	4-1/2"	HY0015-003



Hole Diameter	Bar Diameter	L	Item No.
11/16"	3/4"	23-3/4"	HY0016-001
11/16"	3/4"	25-1/2"	HY0016-002



Hole Diameter	Span	Item No.
9/16"	18"	HY0017-001
9/16"	19"	HY0017-002
11/16"	19-3/4"	HY0017-003
11/16"	22-3/4"	HY0017-004
11/16"	24-1/2"	HY0017-005
11/16"	27-1/2"	HY0017-006
11/16"	115-5/8"	HY0017-007

# Handhold Straight



## Uncoupler Lever



Length	Width	Height	Item No.
51-7/8"	12-1/2"	6-1/2"	HY0018-001
51-3/4"	12-1/2"	6-1/2"	HY0018-002

## Uncoupler Assy



Description	Item No.
65-1/2" Overhang	HY0019-001

## Bracket, Casting



Description	Item No.
Coupler operating Rod Bracket	HY0020-001

## U-Bolt



Dimension B	Length	Thread	Item No.
3-1/8"	4-1/8"	5/8"-11 UNC 2A	HY0021-001



## Brake Shoe Key Forged

Length	Item No.
15"	HY0022-001





## Anchor Base Forged

Width	Length	Diameter of Adapted Pipe	Item No.
1-13/16"	2-1/2"	3/8"	HY0024-001
2-1/2"	2-7/8"	3/4"	HY0024-002
3-1/2"	3-3/8"	1-1/4"	HY0024-003
3-1/2"	3-7/16"	1"	HY0024-004
3-1/2"	3-1/2"	1-1/4"	HY0024-005
3-7/16"	3-3/4"	1-1/4"	HY0024-006



## Clevis

Throat	Space	Twist	Item No.
2-5/16"	1-1/8"	N/A	HY0023-001
3"	1-1/8"	N/A	HY0023-002
3-3/8"	1-1/8"	N/A	HY0023-003
4-1/8"	1-1/8"	N/A	HY0023-004
4-5/16"	2-3/4"	N/A	HY0023-005
4-1/2"	1-1/8"	N/A	HY0023-006
4-1/2"	1-1/8"	45° LH	HY0023-007
5-3/4"	1-1/8"	90° RH	HY0023-008
5-15/16"	1-1/8"	45° LH	HY0023-009
6"	1-1/8"	N/A	HY0023-010
6"	1-1/8"	45° RH	HY0023-011

## Anchor Wedge

### Stamped



Plate Thickness	Diameter of Adapted Pipe	Item No.
1/4"	1-1/4"	HY0025-001



Plate Thickness	Diameter of Adapted Pipe	Item No.
3/16"	1-1/4"	HY0026-001
1/8"	3/4"	HY0026-002
0.10"	3/8"	HY0026-003

## Dogbone Lading Anchor



Forged

Width	Length	Item No.
2-1/8"	3-1/8"	HY0027-001

## Truck Lever, Forged



Description	Item No.
Material Bar, 1-1/4"×1/2"×3" LG	HY0030-001

## Brake Lever



## Dead Lever

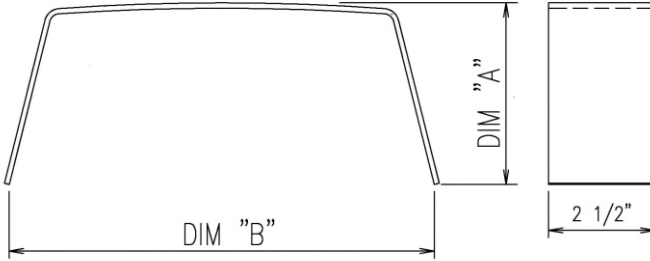
### Fulcrum



Dimension	Distance between Center of holes	Item No.
1"×4-1/2"×35"	16"×16"	HY0029-001
1"×4-1/2"×39-1/4"	2-3/4"×16-3/4"×16-3/4"	HY0029-002
1"×5-3/4"×31"	14-3/8"×13-5/8"	HY0029-003
1"×5-3/4"×31"	14-5/8"×13-3/8"	HY0029-004
1"×9"×77"	40"×34"	HY0029-005
1"×5"×25-1/4"	11-3/8"×11-3/8"	HY0029-006
1"×5"×42"	21-3/8"×17-5/8"	HY0029-007
1"×4"×23-1/2"	9"×12"	HY0029-008
1"×3-1/2"×39-1/2"	10-1/2"×25-1/2"	HY0029-009
1"×7"×41-3/4"	8-1/4"×1-3/4"×3-1/4"	HY0029-010
1"×4"×21"	N/A	HY0029-011
1"×5-3/4"×34"	3"×14-3/8"×13-5/8"	HY0029-012
1"×5-3/4"×34"	3"×14-5/8"×13-3/8"	HY0029-013
1"×4"×25-1/4"	11"×11-1/2"	HY0029-014
1"×4"×20-1/8"	11"×6-3/8"	HY0029-015
1"×5-4/3"×39"	20-13/16"×15-3/16"	HY0029-016

Description	Item No.
9"×12"	HY0028-001
10-1/2"×11-1/2"	HY0028-002
14-1/2"×15-1/2"×5"	HY0028-003
7"×14"	HY0028-004
5"×10"	HY0028-005
6"×6" with Hook	HY0028-006
4-3/4"×7-1/4" with Hook	HY0028-007
8-1/8"×3-7/8" with Hook	HY0028-008
8" Anchor with Hook	HY0028-009
Vertical Lever with Hole Diameter 1-1/8"	HY0028-010
Horizontal Lever with Hole Diameter 1-1/8"	HY0028-011

# Support Jacket



Dim A	Dim B	Item No.
1-5/32"	8-3/16"	HY0038-001
3-11/16"	9-1/2"	HY0038-002
4-3/16"	9-3/4"	HY0038-003
5-3/4"	10-1/2"	HY0038-004
6-1/4"	10-3/4"	HY0038-005
6-7/8"	11-1/8"	HY0038-006
1-1/2"	8-3/8"	HY0038-007
3-5/8"	9-5/8"	HY0038-008
8-3/8"	12-1/16"	HY0038-009
4-11/16"	10"	HY0038-010
7-7/8"	11-3/4"	HY0038-011
3-3/16"	9-1/8"	HY0038-012
2-3/4"	9-3/16"	HY0038-013
5-5/8"	10/5/8"	HY0038-014
7-15/16"	11-13/16"	HY0038-015

## Draft Gear Carrier



Description	Item No.
PL 5/8"×8"×20-13/32"	HY0031-001

## Coupler Carrier



Description	Item No.
L 5"×5"×1/2"×11-7/8"	HY0032-001

## Eye, Brake Rod




Hole Diameter	Item No.
1-1/4"	HY0033-001
1-19/32"	HY0033-002

## Flange Adapter



Description	Item No.	
4 pieces of 3/4" diameter holes on 9" bolt circle	Carbon Steel, 4-3/4" Height	HY0034-001
4 pieces of 3/4" diameter holes on 9" bolt circle	316 Stainless Steel, 4-3/4" Height	HY0034-002


## Running Board, Diamond Hole



Length	Width	Height	Item No.
25"	9-1/2"	3"	HY0035-001
108-1/2"	11-1/2"	3"	HY0035-002

Length	Width	Height	Item No.
87-1/2"	10-3/8"	6-1/4"	HY0036-001
87-1/2"		7-1/2"	HY0036-002
107-5/8"	10-3/8"	7-1/2"	HY0036-003

## Running Board Round Hole



### Hatch Ring Assy

Description	Item No.
316 Stainless Steel Plate 3/16" thickness, 20" I.D., 21-1/2" O.D., 3-7/8" Height,	HY0037-001



### Seal Cam Bracket

Description	Item No.
Door Seal Cam Bracket Assy	HY0039-001

# Hose Clamp

Description	Item No.
Hose Clamp	HY0040-001



# Handle



Description	Item No.
Valve Handle	HY0041-001

Description	Item No.
E Type, 6"X11"	HY0042-001
F Type, 6-1/2"X12"	HY0042-002
K Type, 6-1/2"X9"	HY0042-003

# Wheel Set





## CONTACT US

Rizhao Hongyu Electric Appliance Co., Ltd.

📍 Add: No.51, Liaocheng Road, Rizhao High-tech Zone, Rizhao, Shandong, China 276800

☎ Tel: +86-633-2270979

✉ Email: [info@rzhydq.com](mailto:info@rzhydq.com)

🌐 Website: [www.rzhydq.com](http://www.rzhydq.com)

Victor Zhang

Senior Business Manager

☎ Mobile: +86-15336449696

✉ Email: [victorzhang@rzhydq.com](mailto:victorzhang@rzhydq.com)

Lydia Zhang

Senior Sales Manager

☎ Mobile: +86-18663373077

✉ Email: [lydiazhang@rzhydq.com](mailto:lydiazhang@rzhydq.com)

Chuanjun Li

GM

☎ Mobile: +86-15906335857

✉ Email: [lichuanjun@rzhydq.com](mailto:lichuanjun@rzhydq.com)

Yecheng Li

Founder CEO

☎ Mobile: +86-13336332222

✉ Email: [liyecheng@rzhydq.com](mailto:liyecheng@rzhydq.com)

